



Demonstration

## A Modular Line of Mill-Thread Toolholders

### Contents:

Toolholders  
Extensions

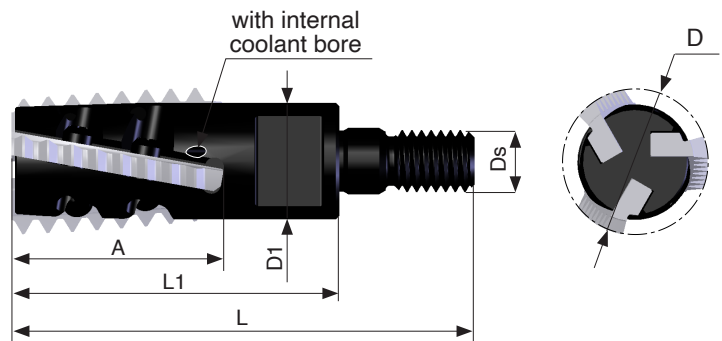
### Page:

2-4  
4

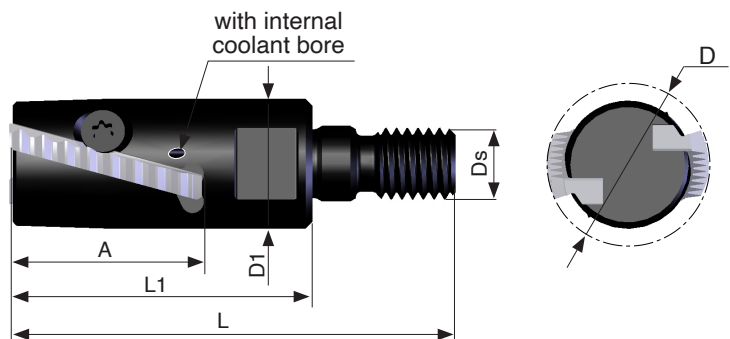
## CPT presents a modular line of Mill-Thread toolholders

- CPT modular holders are ideal for deep reach applications.
- Unique clamping method enables optimal strength and indexability.
- Cost saving - Same shank can hold different heads.
- Toolholders with internal coolant bore.
- Screw connection allows long overhang.
- CPT standard thread milling inserts fit these toolholders.
- Different steel extensions are available.
- Toolholders are compatible with common toolholding systems.

### Toolholders

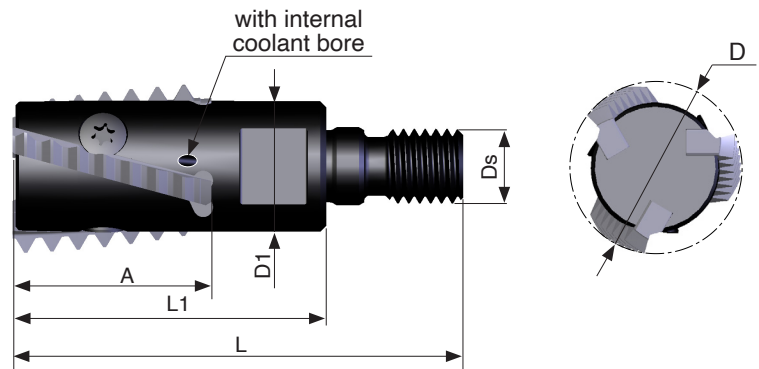


Ordering Code	Insert Type	Insert size A	D	D1	Ds	L1	L	No. of Inserts	Screw	Key
<b>SRH19-3 S</b>	H19	27	19	15	M8	42.5	60	3	S19	K11

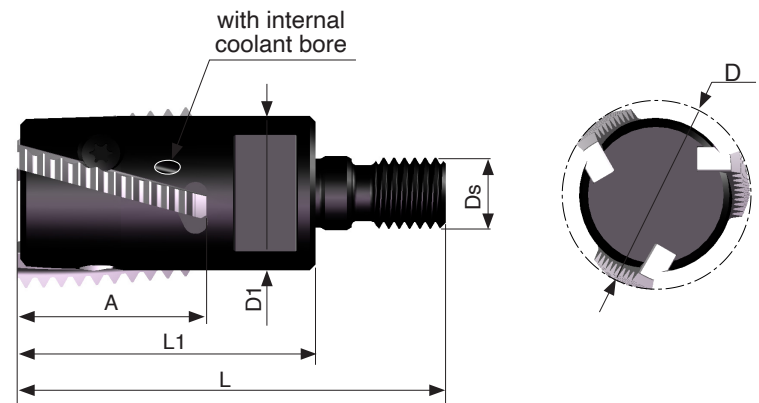


Ordering Code	Insert Type	Insert size A	D	D1	Ds	L1	L	No. of Inserts	Screw	Key
<b>SRH23-2 S</b>	H23	27	23	18	M10	42.5	62.5	2	S23	K16

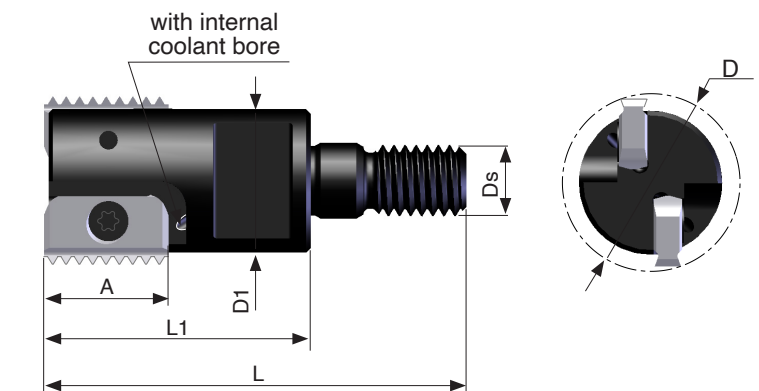
# Deep Reach Mill-Thread



Ordering Code	Insert Type	Insert size A	D	D1	Ds	L1	L	No. of Inserts	Screw	Key
<b>SRH28-3 S</b>	H28	32	28	21	M12	50	72	3	S28	K16

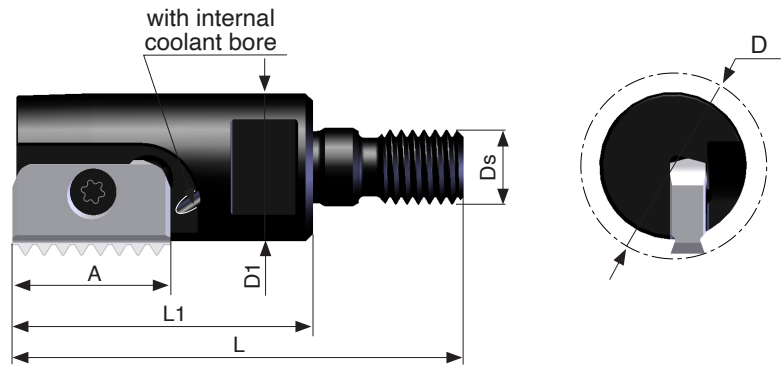


Ordering Code	Insert Type	Insert size A	D	D1	Ds	L1	L	No. of Inserts	Screw	Key
<b>SRH32-3 S</b>	H32	32	32	26	M12	50	72	3	S32S	K16

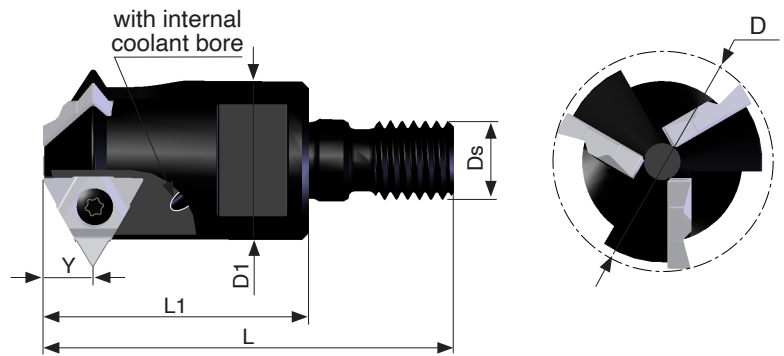


Ordering Code	Insert Type	Insert size A	D	D1	Ds	L1	L	No. of Inserts	Screw	Key
<b>SR0020C14-2 S</b>	MT14	14	20	16	M8	30.5	48	2	S14	K14

## Toolholders

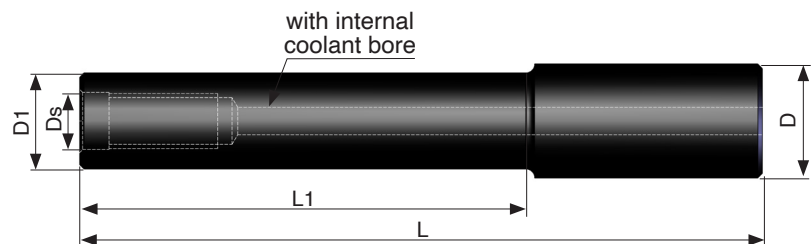


Ordering Code	Insert Type	Insert size A	D	D1	Ds	L1	L	No. of Inserts	Screw	Key
<b>SR0025D21-1 S</b>	MT21	21	25	19.7	M10	40	60	1	S21	K21



Ordering Code	Insert Type	Insert size		Y	D	D1	Ds	L1	L	No. of Inserts	Screw	Key
		L	I.C.									
<b>SR0033D16U-3 S</b>	16U	16U	3/8U	7.6	33	24	M12	40	60	3	S16	K16

## Extensions



Ordering Code	D	D1	Ds	L	L1
<b>E16 M08 L80</b>	16	15	M08	80	30
<b>E20 M10 L80</b>	20	18	M10	80	30
<b>E20 M10 L130</b>	20	18	M10	130	80
<b>E25 M12 L100</b>	25	21	M12	100	50
<b>E25 M12 L150</b>	25	21	M12	150	100