

A combination of ground profile and sintered chip - breaker

Advantages:

- Same Toolholder for Grooving and Threading
- Minimum Investment in Tooling
 - Three Cutting Edges
 - Precision Ground

Contents:

Grooving Inserts
 Grooving Inserts for Snap Ring
 Product identification

Page:

2
 2
 3

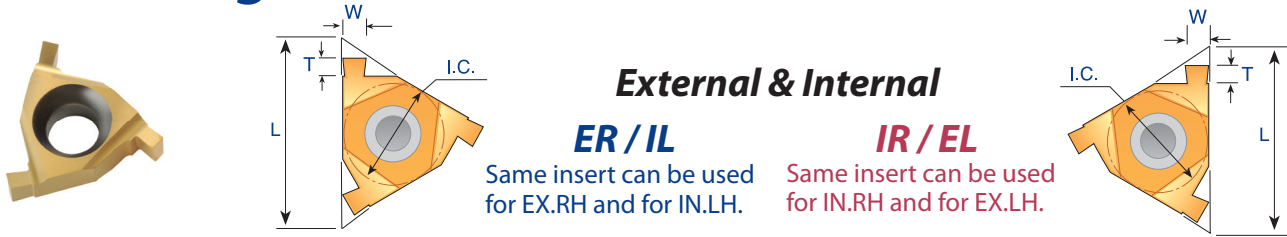
Contents:

Grooving Kits
 Technical Section

Page:

3
 4

Grooving Inserts



External & Internal

ER / IL

Same insert can be used for EX.RH and for IN.LH.

IR / EL

Same insert can be used for IN.RH and for EX.LH.

W ±0.02	T	I.C. in	L mm	Ordering Code		Ordering Code	
				ER/IL Inserts	Anvil	IR/EL Inserts	Anvil
0.50	1.4	1/4	11	11 ER/IL 0.50	-	11 IR/EL 0.50	-
0.60	1.4	1/4	11	11 ER/IL 0.60	-	11 IR/EL 0.60	-
0.70	1.4	1/4	11	11 ER/IL 0.70	-	11 IR/EL 0.70	-
0.80	1.4	1/4	11	11 ER/IL 0.80	-	11 IR/EL 0.80	-
1.00	1.4	1/4	11	11 ER/IL 1.00	-	11 IR/EL 1.00	-
1.20	1.4	1/4	11	11 ER/IL 1.20	-	11 IR/EL 1.20	-
0.50	1.4	3/8	16	16 ER/IL 0.50	AE 16-0	16 IR/EL 0.50	AI 16-0
1.00	1.4	3/8	16	16 ER/IL 1.00	AE 16-0	16 IR/EL 1.00	AI 16-0
1.20	1.6	3/8	16	16 ER/IL 1.20	AE 16-0	16 IR/EL 1.20	AI 16-0
1.40	1.8	3/8	16	16 ER/IL 1.40	AE 16-0	16 IR/EL 1.40	AI 16-0
1.70	2.0	3/8	16	16 ER/IL 1.70	AE 16-0	16 IR/EL 1.70	AI 16-0
1.95	2.0	3/8	16	16 ER/IL 1.95	AE 16-0	16 IR/EL 1.95	AI 16-0
2.25	2.25	3/8	16	16 ER/IL 2.25	AE 16-0	16 IR/EL 2.25	AI 16-0

Order example: 16 ER/IL 1.20 BXC

* The inserts should be used with our standard threading toolholders

* The anvil must be changed to AE 16-0 or AI 16-0 before using size 16 mm (3/8") inserts

* Size 16 internal holders without anvil can't be used

Grooving Inserts for Snap Ring

Carbide Grade: BXC



External & Internal Partial Profile Inserts

ER / IL

Same insert can be used for EX.RH and for IN.LH.

IR / EL

Same insert can be used for IN.RH and for EX.LH.

R ±0.04	T	I.C. in	L mm	Ordering Code		Ordering Code	
				ER/IL Inserts	Anvil	IR/EL Inserts	Anvil
0.5	1.4	3/8	16	16 ER/IL R0.50	AE 16 - 0	16 IR/EL R0.50	AI 16 - 0
0.6	1.6	3/8	16	16 ER/IL R0.60	AE 16 - 0	16 IR/EL R0.60	AI 16 - 0
0.9	2.0	3/8	16	16 ER/IL R0.90	AE 16 - 0	16 IR/EL R0.90	AI 16 - 0
1.0	2.0	3/8	16	16 ER/IL R1.00	AE 16 - 0	16 IR/EL R1.00	AI 16 - 0
1.1	2.15	3/8	16	16 ER/IL R1.10	AE 16 - 0	16 IR/EL R1.10	AI 16 - 0
1.2	2.25	3/8	16	16 ER/IL R1.20	AE 16 - 0	16 IR/EL R1.20	AI 16 - 0

Order example: 16ER/IL R1.20 BXC

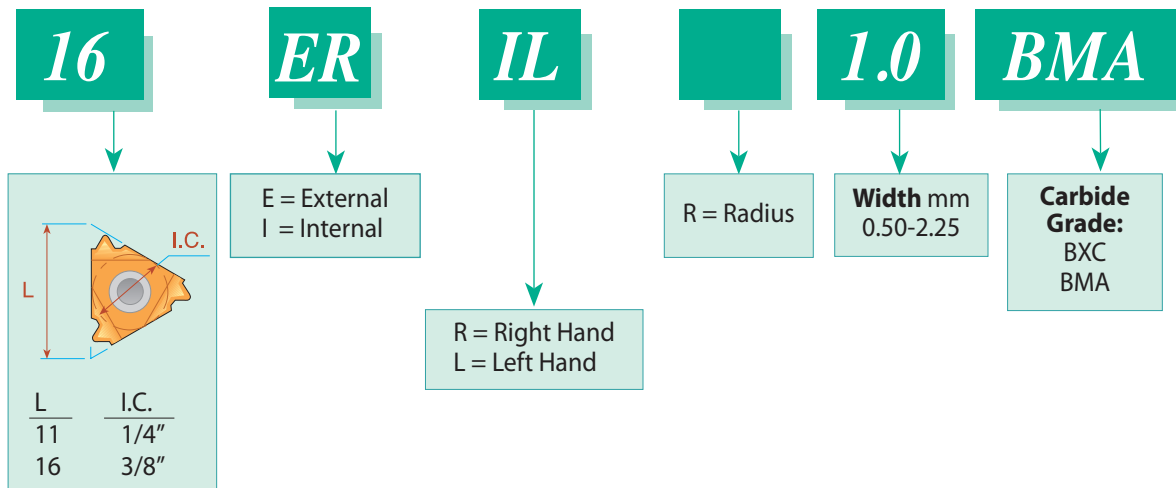
* The inserts should be used with our standard threading toolholders

* The anvil must be changed to AE 16-0 or AI 16-0 before using size 16 mm (3/8") inserts

* Size 16 internal holders without anvil can't be used

Product Identification

Grooving Inserts Ordering Codes



Grooving Kits



ER / IL INSERT KGRO - EXTERNAL				
16	ER / IL	1.0	BXC	1 unit
16	ER / IL	1.2	BXC	1 unit
16	ER / IL	1.4	BXC	1 unit
16	ER / IL	1.7	BXC	1 unit
16	ER / IL	1.95	BXC	1 unit
16	ER / IL	2.25	BXC	1 unit
ANVIL AE 16 - 0				1 unit

IR / EL INSERT KGRO - INTERNAL				
16	IR / EL	1.0	BXC	1 unit
16	IR / EL	1.2	BXC	1 unit
16	IR / EL	1.4	BXC	1 unit
16	IR / EL	1.7	BXC	1 unit
16	IR / EL	1.95	BXC	1 unit
16	IR / EL	2.25	BXC	1 unit
ANVIL AI 16 - 0				1 unit

Technical Section

Cutting Speeds for Grooving Tools

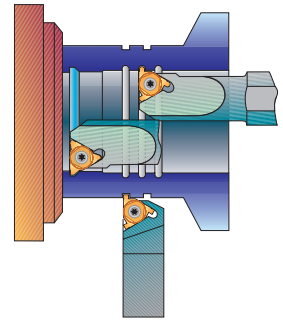
Carbide Grades:

BXC (P30 - P50, K25 - K40)

PVD TiN coated grade for low cutting speed. Works well with a wide range of stainless steels.

BMA (P20 - P40, K20 - K30)

PVD TiAlN coated sub-micrograin grade for stainless steels and exotic materials at medium to high cutting speeds.



ISO Standard	Materials	Cutting Speed m/min
P	Low & Medium Carbon Steel	20-100
	High Carbon Steel	30- 80
	Alloy Steels and Treated Steels	40- 90
M	Stainless Steels	30- 80
	Cast Steels	30- 90
K	Cast Iron	30- 90
N	Non-Ferrous and Aluminum	20-200

For grooving small bores see pages A06-22 to 30

